

Auto-adjust toggle clamps

STC series



BESSEY® Auto-Adjust Toggle Clamps have changed the way toggle clamps are constructed with variable range clamping force and the ability to auto-adjust to variations in workpiece height while maintaining constant clamping force. Now workpieces of differing heights can be clamped quickly and securely – perfect for large and small-scale production situations. Performance flexibility offers advantages beyond traditional toggle clamps: safer operation, more consistent applied force and more flexible toolcribs.

1 Auto-adjustment of the jaw height

The BESSEY® Auto-Adjust Toggle Clamp self adjusts to variations in workpiece height while maintaining clamping force.

2 Adjustable clamping force

The integrated clamping force adjustment screw can vary the applied clamping force in a range.

3 Adaptable base plate

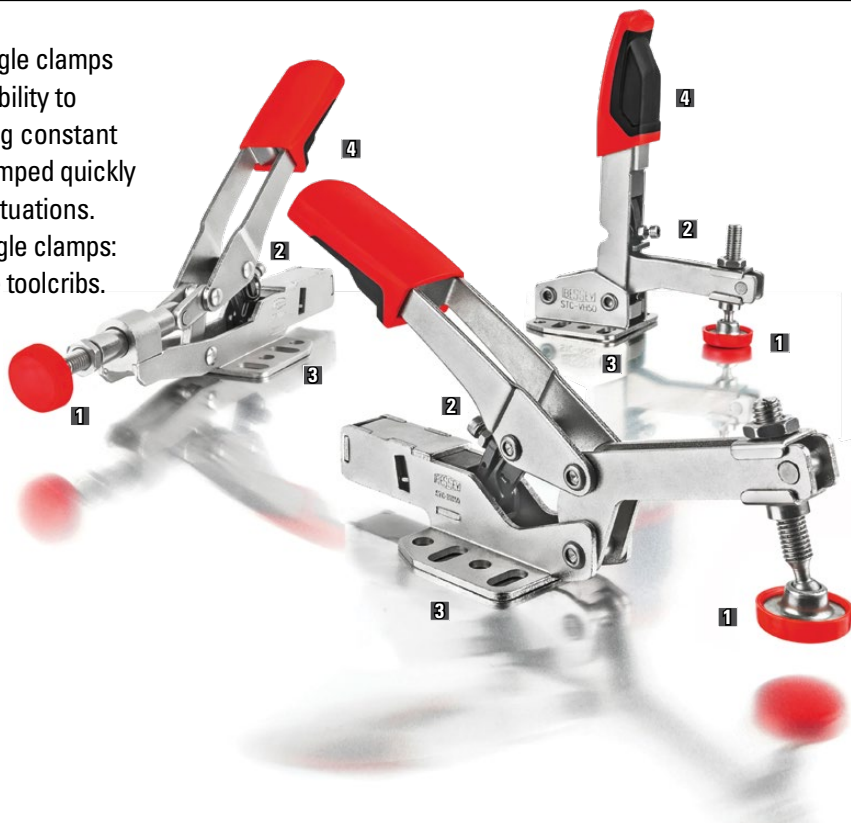
Holes are sized and spaced for easy mounting and flexibility in metric and imperial. Use ¼" (M6) for STC-VH50, STC-HH50, STC-HH70 and STC-IHH25; and ⅜" (M5) for the balance.

4 Large ergonomic handle

Large, heat resistant handles are designed with user comfort in mind. Soft inserts further reduce hand fatigue.

5 Corrosion resistance

Nickel plated coatings inhibit corrosion and extend tool life.



Vertical toggle with open arm and horizontal base plate

	Clamping Capacity	Automatic Adjust	Nominal Clamping Force Range	Holding Capacity	Approx. Weight	Fastener
STC-VH20	13/16"	3/4"	25 - 250 lbs.*	450 lbs.	0.44 lbs.	3/16" or M5
STC-VH50	1 9/16"	1 3/8"	25 - 550 lbs.*	700 lbs.	0.94 lbs.	1/4" or M6
3101627	STC-VH20 Spindle service part set					
3101589	STC-VH50 Spindle service part set					



Inline toggle with flanged base plate

	Clamping Capacity	Automatic Adjust	Nominal Clamping Force Range	Holding Capacity	Approx. Weight	Fastener
STC-IHH15	3/8"	5/16"	25 - 250 lbs.*	450 lbs.	0.41 lbs.	3/16" or M5
STC-IHH25	5/8"	1/2"	25 - 550 lbs.*	700 lbs.	0.88 lbs.	1/4" or M6
3101627	STC-IHH15 Spindle service part set					
3101589	STC-IHH25 Spindle service part set					



Inline toggle with angled base plate

	Clamping Capacity	Automatic Adjust	Nominal Clamping Force Range	Holding Capacity	Approx. Weight	Fastener
STC-IHA15	3/8"	5/16"	25 - 250 lbs.*	450 lbs.	0.48 lbs.	3/16" or M5
3101627	STC-IHA15 Spindle service part set					



* Variable and dependent on spindle settings, pressure screw setting, force applied etc. Some small spindle adjustments may be required to achieve maximum clamping opening. Note: All clamping force values in this catalog are approximate as applied force can vary based on spindle settings, pressure screw settings, force applied etc

Auto-adjust toggle clamps

STC series




Horizontal toggle with open arm and horizontal base plate

	Clamping Capacity	Automatic Adjust	Nominal Clamping Force Range	Holding Capacity	Approx. Weight	Fastener
STC-HH20	1 13/16"	3/4"	25 - 250 lbs.*	450 lbs.	0.43 lbs.	3/16" or M5
STC-HH50	1 9/16"	1 3/8"	25 - 550 lbs.*	700 lbs.	0.81 lbs.	1/4" or M6
STC-HH70	2 3/8"	1 3/8"	25 - 550 lbs.*	700 lbs.	1.00 lbs.	1/4" or M6
3101627	STC-HH20 Spindle service part set					
3101589	STC-HH50 Spindle service part set					
3101588	STC-HH70 Spindle service part set					



Horizontal toggle with vertical base plate

	Clamping Capacity	Automatic Adjust	Nominal Clamping Force Range	Holding Capacity	Approx. Weight	Fastener
STC-HV20	1 13/16"	3/4"	25 - 250 lbs.*	450 lbs.	0.45 lbs.	3/16" or M5
3101627	STC-HV20 Spindle service part set					



Horizontal toggle with angled base plate

	Clamping Capacity	Automatic Adjust	Nominal Clamping Force Range	Holding Capacity	Approx. Weight	Fastener
STC-HA20	1 13/16"	3/4"	25 - 250 lbs.*	450 lbs.	0.48 lbs.	3/16" or M5
3101627	STC-HA20 Spindle service part set					




Accessory for use on multifunction (MFT) tables

Works with matrix tables having 20 mm diameter holes (e.g. Festool MFT). Ideal for work surfaces 19 to 25 mm thick. Set includes:
 1X cylindrical screw M8 x 35 mm; 1X lock pin 20 mm OD x 17 mm long;
 1X knurled knob with M8 thread.

Use on BESSEY Auto Adjust toggle clamps with horizontal base plate:
 Horizontal toggle clamp STC-HH50 / -HH70; Push/pull clamp STC-IHH25;
 Vertical toggle clamp STC-VH50

STC-SET-T20 is a low cost optional accessory - clamps not included.

	Clamp Hole Diameter	Workbench Hole Diameter	Approx. Weight
STC-SET-T20	8.2 mm	20 mm	0.21 lbs



* Variable and dependent on spindle settings, pressure screw setting, force applied etc. Some small spindle adjustments may be required to achieve maximum clamping opening. Note: All clamping force values in this catalog are approximate as applied force can vary based on spindle settings, pressure screw settings, force applied etc