



Variable high-performance clamps range



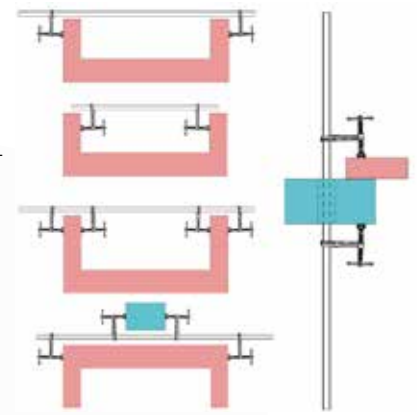
Secure

- due to high clamping forces up to 6,500 N at SLV resp. 9,000 N at GSV
- due tipping is prevented through central positioning on the workpiece

Versatile

In addition to classic clamping work, the clamp can also be used for spreading. It can be fed through an opening in the work-piece/component and add additional sliding arms easily.

- due to end fastenings on both sides which can be loosened without tools



Durable

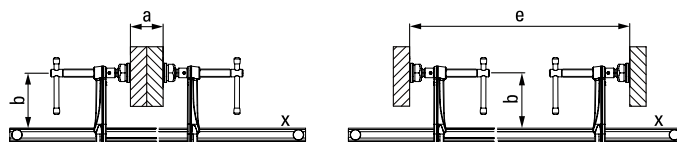
- due to the heat-resistant pressure plate, which can be tilted up to 35° – GSV has a hardened and oil-soaked sintered steel insert for outstanding sliding and emergency running properties
- due to a tempered spindle



Variable high-performance clamps – Complete sets SLV/GSV



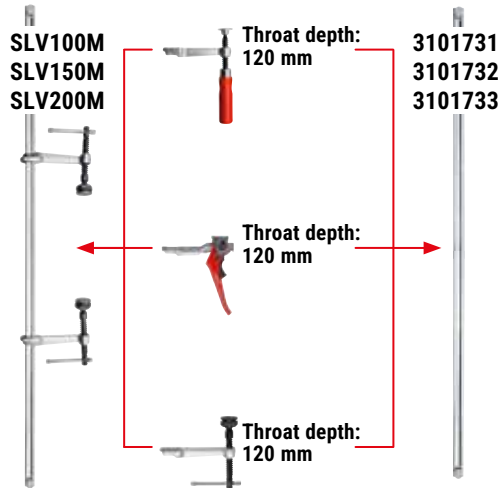
Order number	Opening	Throat depth	Spreading width e	Rail	Weight	PU	V2
	mm	mm	mm	mm	kg	qty.	
Variable high-performance clamp set SLV							
SLV100M	1000	120	340-1250	27 x 13	4.71	1	
SLV150M	1500	120	340-1750	27 x 13	5.90	1	
SLV200M	2000	120	340-2250	27 x 13	6.50	1	
Variable high-performance clamp set GSV							
GSV300M	3000	140	400-3340	30 x 15	12.98	1	



- Clamping force up to 6,500 N (SLV) or 9,000 N (GSV)
- Tipping is prevented through central positioning on the workpiece
- Special heat-resistant pressure plate, can be tilted by up to 35° – GSV with sintered steel insert
- Clamp can be fed through an opening in the workpiece/component
- Wide range of possible applications due to interchangeable sliding arm available in various different designs (see accessories)



**4 clamp sets
+ 4 rails
+ 6 sliding arms
= "X" options**



SLV/GSV size rails



Order number	Opening mm	Rail mm	Weight kg	PU qty.	V2
SLV size rail					
3101731	1000	27 x 13	2.85	1	
3101732	1500	27 x 13	4.05	1	
3101733	2000	27 x 13	5.25	1	
GSV size rail					
3101612	3000	30 x 15	10.40	1	

- 27 x 13 mm (SLV) or 30 x 15 mm (GSV) profile, cold drawn and galvanised
- End fastenings on both sides can be loosened without tools – for rapid changeover
- Suitable for all SLV or GSV size sliding arms

Complete sliding arm for SLV sizes



Order number	Description mm	Throat depth mm	Rail mm	Weight kg	PU qty.	V3
3101426	Wooden handle	120	27 x 13	0.73	1	
3101337	Lever handle	120	27 x 13	1.10	1	
3101338	Tommy bar incl. special pressure plate	120	27 x 13	0.82	1	

- Three different grip variants/designs
- Suitable for all SLV size rails

Complete sliding arm for GSV sizes



Order number	Description mm	Throat depth mm	Rail mm	Weight kg	PU qty.	V3
3101329	Tommy bar incl. special pressure plate	120	30 x 15	1.13	1	
3101330	special pressure plate	140	30 x 15	1.23	1	
3101331	with sintered steel insert	200	30 x 15	1.40	1	

- One arm design with three throat depths
- Suitable for GSV size rails

BESSEY Tool GmbH & Co. KG ■ Mühlwiesenstraße 40
74321 Bietigheim-Bissingen, Germany
Fon +49 7142 401-0 ■ Fax +49 7142 401-452
E-Mail: tool-info@bessey.de

More information
www.bessey.de



Your dealer: