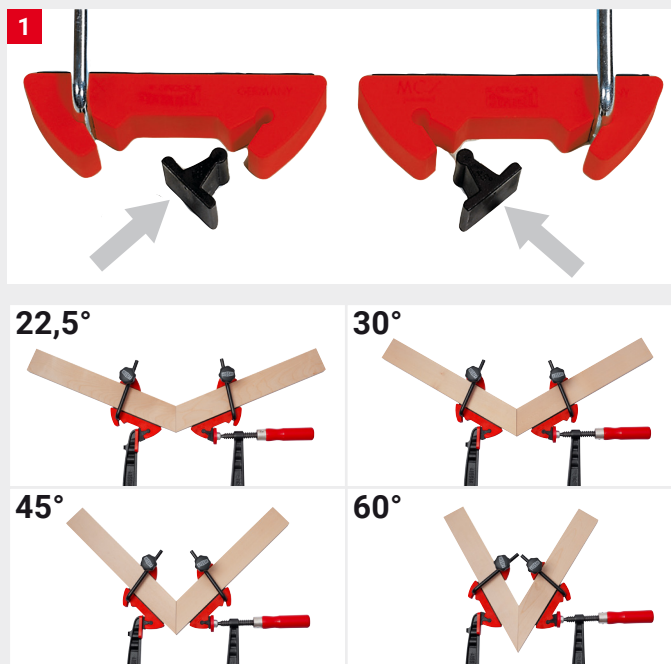
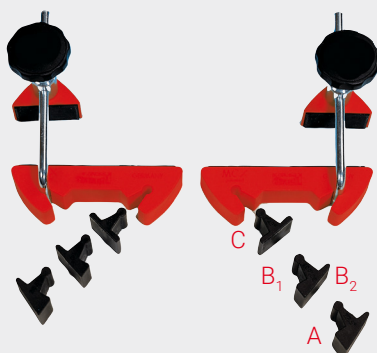


# Tips for application: Mitre clamping system MCX


**NOTE:** Practical accessory for BESSEY screw clamps TG,GZ, GMZ, EHZ, EZS, DUO and EZL / EZXL

**1** Adapter 22,5° (A), 30° (B<sub>1</sub>), 60° (B<sub>2</sub>) or 45° (C) into basic unit.



**2** Press the clamping jaws onto the workpiece using the stepless adjustment device and tighten them using the set screws.

**IMPORTANT:** Adapters must be symmetrical to each other.



**3** By rotating the handle of the clamp, the clamping jaws move in the direction of the arrow until the desired clamping pressure is reached.

**NOTE:** recommended clamping width of the screw clamp 300 mm.

