


# The evolution of the K Body REVO

With greater power and safety in a new design




Simply better.



## Precise and gentle

Workpieces with sensitive surfaces can be clamped and spread exactly parallel to each other – even behind and on the side of the rail. Corners and recessed edges as well as pointed and round surfaces can also be perfectly aligned:

- due to extremely large clamping surfaces that are attached perpendicular to the rail
- due to three removable pressure caps that are repellent to glue, and also resistant to paint and grease solvents
- due to workpiece supports that prevent the workpiece from coming into contact with the rail



## Powerful and safe

They securely clamp with a clamping force of up to 8.000 N:

- due to the metal-reinforced plastic housing
- due to the optimised sliding arm with double slide protection: It holds the clamp reliably with the set clamping force and prevents any unintentional slipping of the sliding arm in the unclamped condition

[YouTube ▶](#)

## Versatile and well thought out

The clamps provide an enormous number of possible applications:

- due to ingenious accessories, such as tilting adapter, frame press set, clamp extension and table clamp
- the ergonomically formed 2-component symmetrical plastic handle with hexagon socket means the clamping force can be comfortably applied (max. torque 17 Nm)
- the continuously adjustable head for the KREV Vario version enables the clamp to be positioned in the middle of the workpiece for optimum weight distribution

**REVOLUTION**

- Clamping force up to 8.000 N
- Very large parallel clamping surfaces with 3 removable pressure caps
- Metal-reinforced plastic housing and optimised sliding arm with double slide protection for more power and safety: The set clamping force is maintained and the sliding arm cannot unintentionally slip in the unclamped condition
- Can be converted without tools for spreading tasks
- High-quality 2-component symmetrical plastic handle with hexagon socket for the comfortable application of the clamping force (max. torque 17 Nm)
- KREV with continuously adjustable and fixable upper section for optimum positioning on the workpiece



YouTube ▶

- Steplessly adjustable and fixable upper section for improved workpiece positioning
- Very large parallel clamping surfaces
- With 2 pressure caps to protect delicate surfaces
- Can be converted to spreading function with no need for tools



- KP Framing System (from 30 cm to 250 cm/12"-98") with four 90° KP Blocks
- Separately adjustable clamping force with 2 inserted clamps per corner
- Lightweight / easy to assemble
- On carded hang pack



- Adapter with tilting clamping jaws with a tilt range of -15° to +15°
- Clamping on sloping and parallel surfaces
- On carded hang pack



- Connect any two K Body parallel clamps to increase the clamping capacity. The connector is made of robust aluminum.
- On carded hang pack

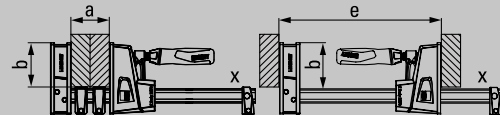


- Especially for DIY applications and domestic appliances
- Special accessory for angle clamps WS 3 / WS 6, screw clamp S 10 and K Body REVO parallel clamps KRE / KREV and KR / KRV to hold them to a work surface edge



## K Body REVO KRE and Vario K Body REVO KREV

Order-No.	< a >	< b >	< e >	< x >	kg	qty.	V3
	mm	mm	mm	mm			
KRE30-2K	300	95	255-390	29 x 9	2.15	2	
KRE60-2K	600	95	255-730	29 x 9	2.76	2	
KRE80-2K	800	95	255-930	29 x 9	3.10	2	
KRE100-2K	1000	95	255-1130	29 x 9	3.45	2	
KRE125-2K	1250	95	255-1355	29 x 9	3.87	2	
KRE150-2K	1500	95	255-1610	29 x 9	4.28	2	
KRE200-2K	2000	95	255-2080	29 x 9	5.09	2	
KRE250-2K	2500	95	255-2580	29 x 9	6.05	2	
KREV100-2K	1000	95	260-1130	29 x 9	3.77	2	
KREV150-2K	1500	95	260-1610	29 x 9	4.25	2	
KREV200-2K	2000	95	260-2080	29 x 9	5.30	2	
KREV250-2K	2500	95	260-2580	29 x 9	6.30	2	



## Variable jaw KRE-VO

Order-No.	Suitable for	kg	qty.	V3
KRE-VO	KRE / KREV / KR / KRV	0.59	12	

## Framing set KP

Order-No.	Suitable for	kg	qty.	V3
KP	KRE / KREV / KR / KRV	0.55	12	

Contents: 4 rail couplings and 4 adapters

## Tilting K Body clamp adapter KR-AS (2 pcs./bag)

Order-No.	Suitable for	kg	qty.	V3
KR-AS	KRE / KREV / KR / KRV	0.18	12	

## K Body Extender KBX

Order-No.	Suitable for	kg	qty.	V3
KBX20	KRE / KREV / KR / KRV	0.75	12	

## Table clamp TK6

Order-No.	Suitable for	kg	qty.	V3
TK6	KRE / KREV / KR / KRV	0.10	50	

For further information  
www.bessey.de



Your dealer: